


Pack 72 Family Campout!






May 28TH – 30TH, 2010: Georgia-Pacific Pavilion

PACK CAMPOUT

Georgia-Pacific Pavilion

Directions

- Camp Friday and/or Saturday night or just come for the day Saturday! Please sign in with a Den Leader when you arrive. Check out before 10:00 AM Sunday.
- No motor homes, campers or generators allowed.
- All Cub Scouts camping overnight MUST camp with an adult relative or legal guardian. WEBELOS may stay in the same tent as other WEBELOS or with an adult relative or legal guardian. Unrelated youth and adults may not share the same tent.
- Shoes must be worn at all times. (Closed toe, no sandals.) NO RUNNING in the camp area.
- Do not cut or mark any trees. There should be plenty of wood on the ground.
- No pets, personal firearms, **alcoholic beverages** or controlled substances are allowed.
- **Smoking is not permitted in the presence of youth members. Smoking is permitted only in the designated area set by the Pack Committee.**
- Liquid fuels such as charcoal lighter fluid are prohibited. No flames in tents.
- **Campfire must be in the designated fire ring. No in-ground pit fires are permitted.** Never leave the campfire unattended. Campfires must be COLD OUT before you leave the campsite or retire for the night.
- Wear scout or pack T-shirts for Saturday daytime activities.
- Group campfire Saturday night. Each Den should come with a skit, song or clean jokes to share with others. All who wish to contribute something to the campfire must have their contribution approved by the Campfire MC.
- Be clean in your outdoor manners, be careful with fire, be considerate in the outdoors and be conservation minded.
- **Leave the Georgia-Pacific Pavilion area better than you found it!**

	<h2 style="text-align: center;">PACK 72 CAMPING LIST</h2> <p style="text-align: center;"><i>(Suggestions)</i></p> 	
<h3 style="text-align: center;">General Camping Items</h3>	<h3 style="text-align: center;">Personal Items</h3>	<h3 style="text-align: center;">Food</h3>
<ul style="list-style-type: none"> <input type="checkbox"/> Tent, ground cloth <input type="checkbox"/> Flashlights, lantern <input type="checkbox"/> Extra batteries, lantern fuel <input type="checkbox"/> Sleeping bags, pillows <input type="checkbox"/> Air mattress or cot <input type="checkbox"/> Firewood, charcoal (See below!) <input type="checkbox"/> Stove, grill, cookware <input type="checkbox"/> Chairs/table <input type="checkbox"/> Shovel, rake, hatchet, axe, bow saw <input type="checkbox"/> Water bucket <input type="checkbox"/> Cups, plates, flatware <input type="checkbox"/> Dish soap, dishtowels, scrub pads (for cookware) <input type="checkbox"/> Matches <input type="checkbox"/> Aluminum foil (good for cooking on coals.) <input type="checkbox"/> Newspaper or dryer lint to start fire <input type="checkbox"/> Paper towels <input type="checkbox"/> Ice Chest, Ice <input type="checkbox"/> Plastic bags <input type="checkbox"/> Trash bags <input type="checkbox"/> Coffee pot (non-electric) w/ coffee, sugar, creamer, etc... <input type="checkbox"/> Water (See notes!) 	<ul style="list-style-type: none"> <input type="checkbox"/> Class 1 Medical Form <input type="checkbox"/> Scout uniform <input type="checkbox"/> Clothes, underwear <input type="checkbox"/> Shoes, socks <input type="checkbox"/> Raincoat or poncho <input type="checkbox"/> Jacket/sweater if cool <input type="checkbox"/> Small back pack <input type="checkbox"/> Water bottle or canteen <input type="checkbox"/> Insect repellent/Sunscreen <input type="checkbox"/> Toothbrush, toothpaste <input type="checkbox"/> Soap (liquid soap is good) <input type="checkbox"/> Wash cloth, towel, comb <input type="checkbox"/> Hats, sun glasses <input type="checkbox"/> Safety pins <input type="checkbox"/> First Aid kit <input type="checkbox"/> Toilet paper <input type="checkbox"/> Personal medicine <input type="checkbox"/> Watch <input type="checkbox"/> Camera, film <input type="checkbox"/> Book to read (scout book?) <input type="checkbox"/> Pocket knife (see notes!) <input type="checkbox"/> Compass <input type="checkbox"/> Board games, card games, football, frisbee, baseball & glove, other sporting items. <input type="checkbox"/> Fishing gear <input type="checkbox"/> Campfire stories, skits and clean jokes. <p style="text-align: center;">NO ELECTRONIC GAMES</p>	<p>BREAKFAST ideas</p> <ul style="list-style-type: none"> <input type="checkbox"/> Cereal <input type="checkbox"/> Milk <input type="checkbox"/> Biscuits (cook on a stick) <input type="checkbox"/> Eggs, sausage <input type="checkbox"/> Pancakes & syrup <p>LUNCH ideas</p> <ul style="list-style-type: none"> <input type="checkbox"/> Sandwich items <input type="checkbox"/> Peanut butter, jelly <input type="checkbox"/> Cheese <input type="checkbox"/> Canned fruit <input type="checkbox"/> Carrot sticks or celery <input type="checkbox"/> Cookies <input type="checkbox"/> Canned drinks, fruit punch, milk water <input type="checkbox"/> Chips <p>SUPPER ideas</p> <ul style="list-style-type: none"> <input type="checkbox"/> Grilled chicken <input type="checkbox"/> Hamburgers, buns, ketchup <input type="checkbox"/> Hot dogs, buns, mustard <input type="checkbox"/> Stew <input type="checkbox"/> Anything cooked on a grill <input type="checkbox"/> Potatoes baked in coals <input type="checkbox"/> Dutch Oven Cobbler <p>OTHER food ideas</p> <ul style="list-style-type: none"> <input type="checkbox"/> Snacks, fruit <input type="checkbox"/> SMORES: Marshmallows, chocolate, graham crackers

NOTES

1. No lighter fluid or gasoline allowed. Use self-starting charcoal or camping chimney for fires.
2. Wash water is available at most campsites, but you need buckets to carry it.
3. Mark items (i.e. caps, clothes, books, chairs, etc...) with your name to help with lost & found.
4. Only adults or scouts that have their Whittling Chip Card may carry knives.
5. Dens are encouraged to plan group meals and complete den achievements on campouts.
6. Two-way radios are good to let the boys explore and keep in touch with them.

Restrooms are available near the campsite.



St. John the Baptist Catholic Church, Zachary, Louisiana

PACK 72 – SCOUTING CAMPOUT

Location: Georgia-Pacific Pavilion

Date: May 28th – 30th, 2010

Friday

Arrival

- Check in 5:00 pm
- Set up your camp-Scouts are required to help set up their tents and other equipment. Free Time after all campsites are setup

Evening Activities

- Crawfish Boil (with the Boy Scouts)
- Lights out at 10:30

Saturday

Breakfast 7:00am –9:00am

- Dens should eat as a group. Scouts should help plan meals.

Morning Activity-Flags at Port Hudson

- Drive to Port Hudson National Memorial and participate in Memorial Day setting of the flags

Lunch – 12:00pm to 1:00

- Dens should eat as a group. Scouts should help fix every meal.

Afternoon Activities 1:00 pm to 4:00 pm

- Pack activity to be determined

Free Time

- Time – after Pack Activity is completed and until Dinner

Pack Dinner

- Pot luck Pack Dinner. Each Den provides a dinner dish and a desert
- Time Prepare at 5:00 Eat by 7:00

Evening Activities

- Pack Campfire 8:30
- Each Den is required to have at least one skit or song.

Sunday

Breakfast 7:30am –8:30am

- Dens should eat as a group

Morning Activities

- Pack worship service 8:30am to 9:00am
- Pack up your camping gear and clean up the campsite